



Sketch It Cowl

Cast on 280. Place beginning of round marker (pm) and join in the round.

Garter Edge:

Round 1: purl (p) entire round.

Round 2: knit (k) entire round.

Round 3: purl all stitches, placing markers as follows; p40, pm, p60, pm, p56, pm, p60, pm, p64.

Each following round is worked in 5 sections; 40 stitches of **Garter**, then 60 stitches of **Seed**, then 56 stitches of **Zig Zag**, then 60 stitches of **Broken Rib**, then 64 Stitches of **Yarnover**. Follow section rounds repeating as below until desired height. Repeat Garter Edge rounds binding off after Round 3.

Garter Stitch Section: 40 Stitches - 2 round repeat

Round 1: knit to marker.

Round 2: purl to marker.

Seed Stitch Section: 60 Stitches - 2 round repeat

Round 1: *k1, p1 repeat from * to marker.

Round 2: *p1, k1 repeat from * to marker.

Zig Zag Section: 56 Stitches - 9 round repeat

Round 1: knit to marker.

Round 2 & 4: *p3, slip 1 stitch with yarn in back (sl1wyib) Repeat from * to marker.

Round 3: *k3, sl1wyib. Repeat from * to marker.

Round 5: *slip 3 knit stitches to right needle, drop next slipped stitch off left hand needle to front of work, slip the 3 knit stitches back to left hand needle, then put dropped stitch back on left needle. Knit dropped stitch and the next 3 stitches. Repeat from * to marker.

Round 6 & 8: *sl1wyib, p3. Repeat from * to marker.

Round 7: *sl1wyib, k3. Repeat from * to marker.

Round 9: *drop slipped stitch off left hand needle to front of work, k3, then pick up dropped stitch and knit it. Repeat from * to marker.

Broken Rib Section: 60 Stitches - 2 round repeat

Round 1: *k2, p2. Repeat from * to marker.

Round 2: *k1, p2, k1. Repeat from * to marker.

Yarnover Section: 64 Stitches - 2 round repeat

Round 1: *(knit 2 together, yarn over)4 times, k8. Repeat from * to marker

Round 2: knit to marker.



Materials

1 skein Three Irish Girls, Adorn Luxe (3.5oz/430yds)

or other fingering weight yarn.

24" us4 circular needle

5 stitch markers

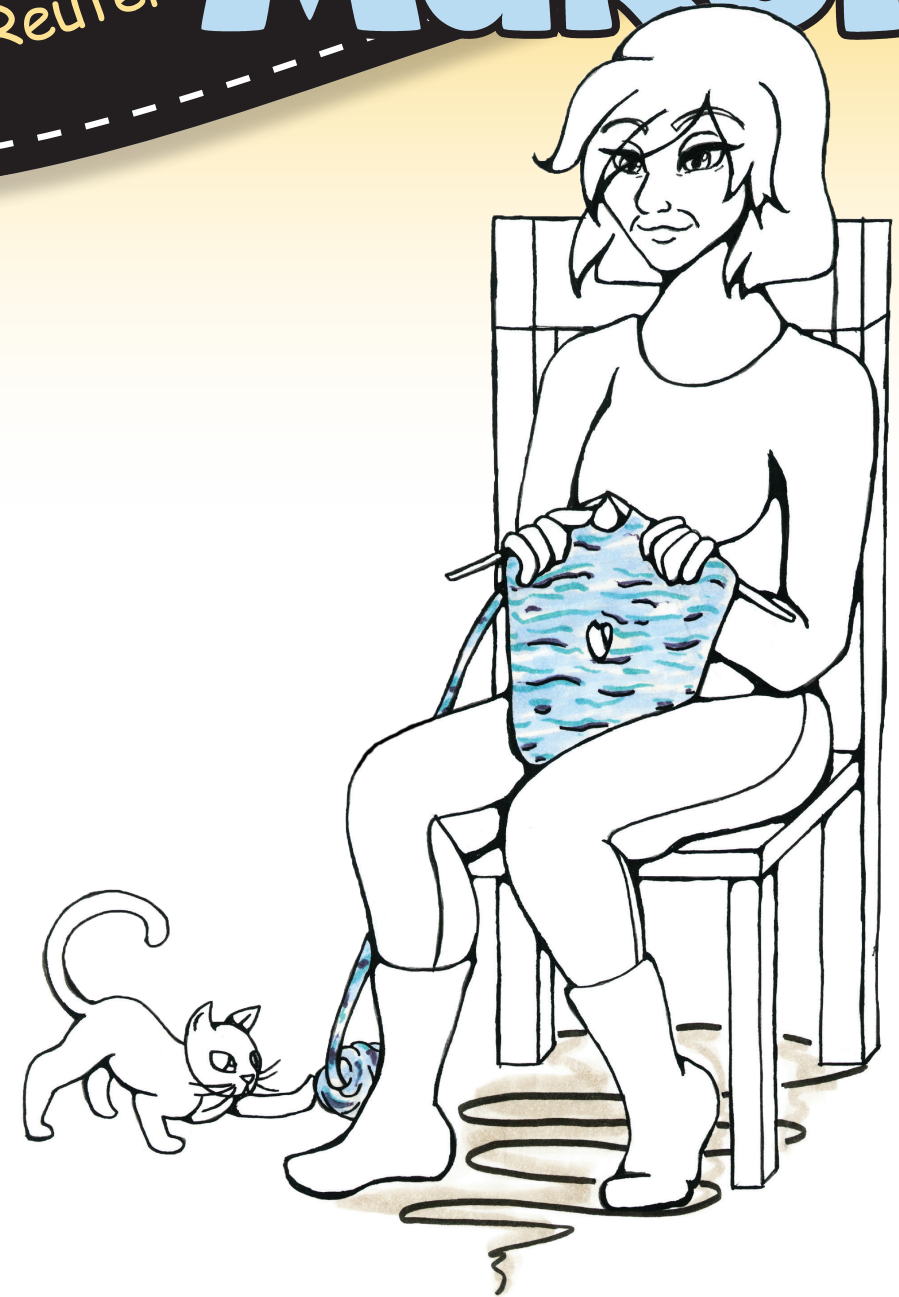
Size: approx. 56" x 7"

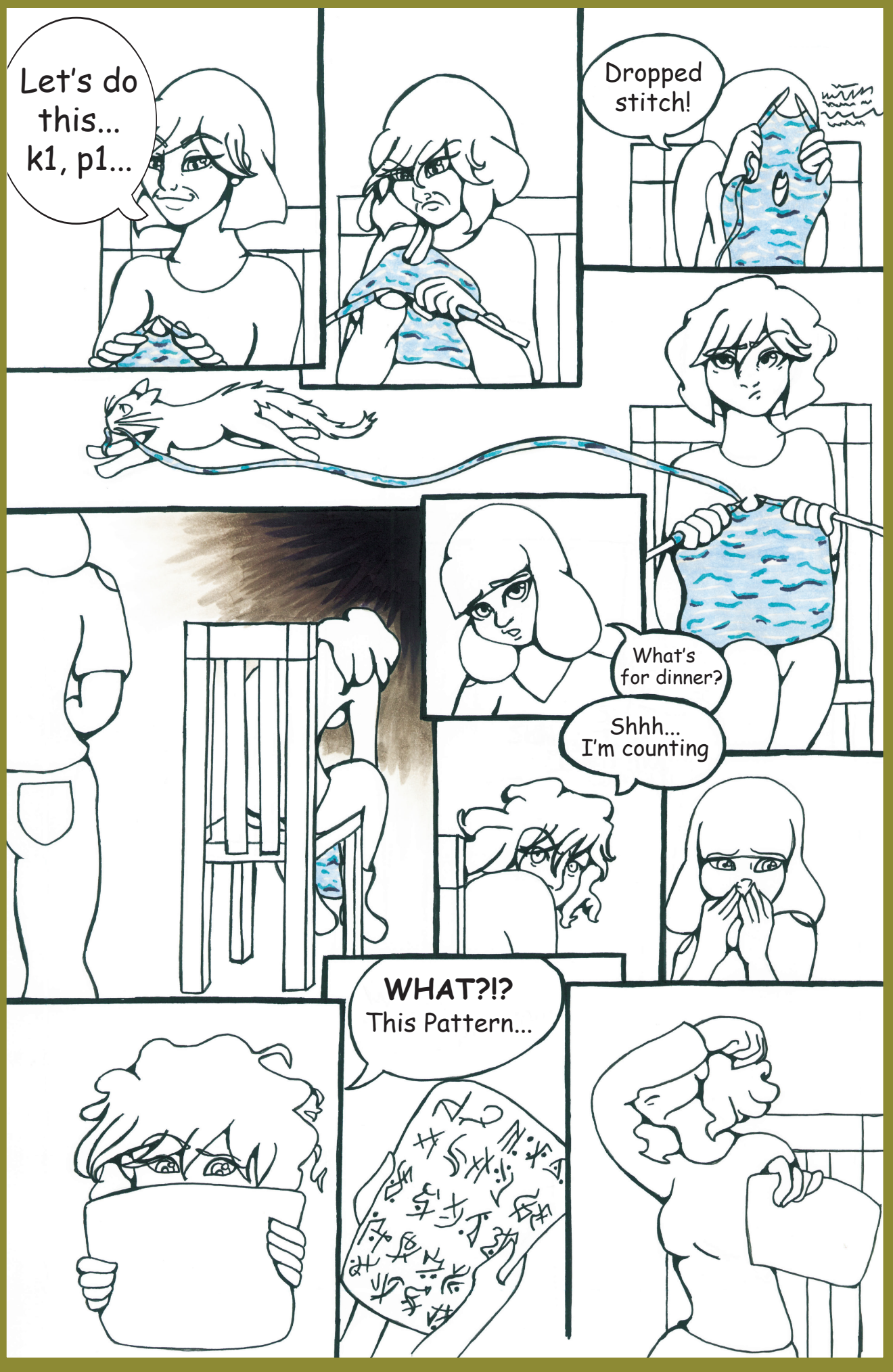
Gauge: 6 sts=1" in garter



the Manic Maker

Illustrated by Emma Reuter






Let's do this...
k1, p1...

Dropped
stitch!

What's
for dinner?

Shhh...
I'm counting

WHAT?!?
This Pattern...



Darn. Knit. Anyway.

OPEN

Let's get
you back
on track.

Help!...
Aimee, Carly
this darn
sweater

LATER...

Hey Aimee,
she's ready for her
next project!
Is the shop hop
pattern done yet?

It's
finally done!
I did it!